

# RELAY<sup>®</sup> PRO

THORACIC STENT-GRAFT SYSTEM

Uniquely Inspired  
for Ideal Placement



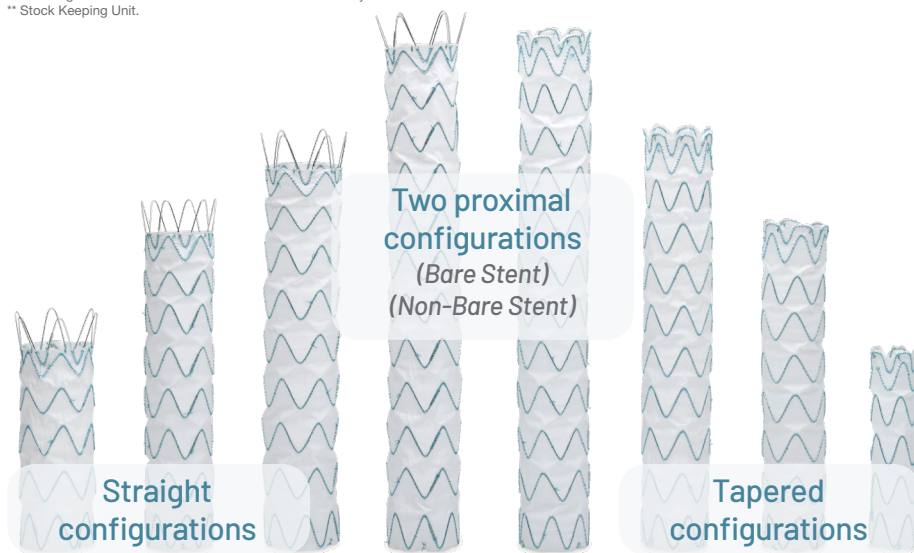
# Multiple Size Option for a Personalized Approach

The RelayPro's standard portfolio has a **wide range of sizes and tapers** allowing each patient access to the right solution, every time.

- ▶ Longest graft at 250mm
- ▶ 104\* Straight SKUs\*\* (Bare Stent and Non Bare Stent)
- ▶ 60\* Tapered SKUs\*\* (Bare Stent and Non Bare Stent)

\* Including the 22mm devices indicated for Transection only  
 \*\* Stock Keeping Unit.

*“This low mean number of units per procedure contributes to lower total TEVAR costs and is common across the studies using Relay.”<sup>1</sup>*



RelayPro mean number of units per procedure:

**1.39<sup>2</sup>**  
REGENERATION

Competitors mean number of units per procedure:

<b>1.8<sup>3</sup></b>	<b>1.85<sup>2</sup></b>	<b>1.4<sup>4</sup></b>
Medtronic	Cook Medical	Gore



WATCH ON VUMEDI

RelayPro Thoracic Stent-Graft - Features to Clinical Practice

1. El Beyrouti et al. - 2020 -Early results of a low-profile stent-graft for thoracic endovascular aortic repair, PLOS ONE  
 2. Rimbau et al. - 2019 - Prospective Multicenter Study of the Low-Profile Relay Stent-Graft in Patients with Thoracic Aortic Disease: The Regeneration Study, Annals of Vascular Surgery  
 3. Fairman et al. - 2012 - Pivotal results for the Medtronic Valiant Thoracic Stent Graft System in the VALOR II trial, Journal of Vascular Surgery

# Expand your Choice: Upon Request Configurations

**FDA approved** Upon Request configurations allow physicians significantly more solutions to **better fit the anatomical needs of each individual patient.**

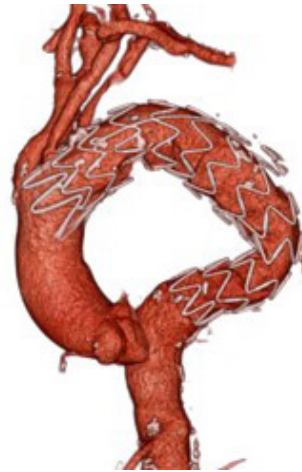
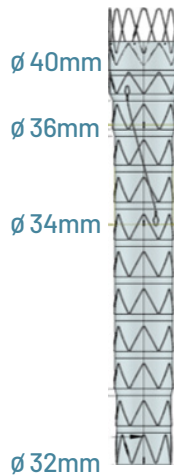
- ▶ **2224\*** unique configurations in the standard portfolio
- ▶ Tapers and reverse tapers available from 2mm up to 18mm.
- ▶ Lengths from 90mm up to 250mm

\* Including the 22mm devices indicated for Transection only

*“The opportunity to tailor the stent-graft system to precisely match the anatomy of the patient was hugely valuable as it allowed me to accommodate a big gap of the proximal and distal diameters with a single device.”<sup>5</sup>*



**Fusiform Aneurysm 5.9cm**  
Proximal Diameter: 35mm  
Distal Diameter: 28mm



1-month follow-up



1-year follow-up



Discover solutions for every segment of the aorta  
[terumoaortic.com](https://www.terumoaortic.com)

