


# TREO<sup>®</sup>

ABDOMINAL STENT-GRAFT SYSTEM

Versatile by Design.  
Fit for any Anatomy.\*


\*Per IFU.



# The Next Evolution of EVAR Durability is Here

Highly flexible design for challenging, angulated anatomy

- ▶ Z-Stent Configuration
- ▶ Space between stents



**73%**

Hostile Neck Anatomy<sup>1</sup>

27/37

**8.1%**

Rate of complications requiring reintervention at mean follow up 5.5 years<sup>1</sup>

3/37

*“The TREO endografts have innovative structural characteristics aimed to adapt at best to short and angulated necks”<sup>1</sup>*

**100%**

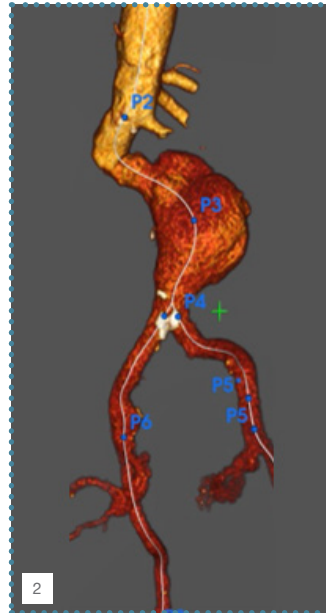
Technical Success<sup>1</sup>

37/37

**100%**

Sac Regression / Stable<sup>1</sup>

31/31 at 5.5 years



1. Marone EM et al. (2023). Five-Year Outcomes of Endovascular Aortic Repair With the TREO Abdominal Endograft. *Journal of Endovascular Therapy*. 0(0). doi:10.1177/15266028231170161

2. Images courtesy of Tamer Boules, MD Henry Ford Health

3. Dansey K et al. (2019). Endovascular Aneurysm Repair Has Surpassed Open Repair as the Primary Treatment Modality for Ruptured Abdominal Aortic Aneurysm in the United States. *Journal of Vascular Surgery*. 69(6):e127

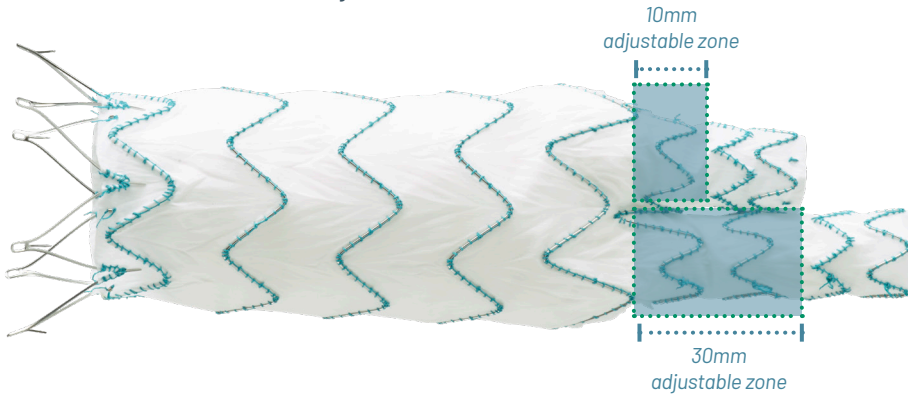
# Adjustable Leg Landing Zones Expand Planning & Treatment Flexibility

## Particularly in Emergent EVAR Cases

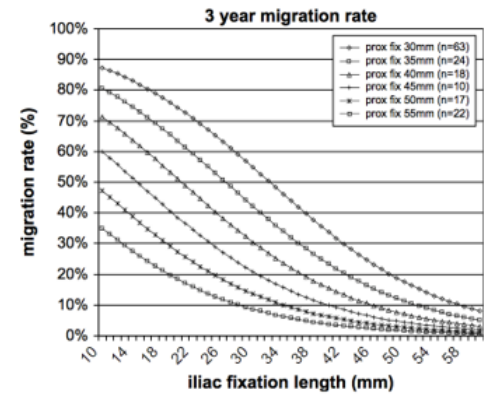
**~17%** of annual EVAR procedures are emergent<sup>3,4</sup>

Adjustable zones allow you to maximize the iliac fixation length - a significant predictor of endograft migration<sup>5</sup>

Tailor Treatment to Each Patients' Anatomy



Longer Iliac **Fixation** Length Mitigates Migration



“The use of the TREO stent graft also allows for in situ limb length flexibility. Both ipsilateral and contralateral gates have 1 to 3 cm of docking overlap, allowing for treatment of a more continuous range of patient anatomies and accurate targeting of the distal landing zone.”<sup>6</sup>

**0.67%**  
Migration through 5Y<sup>7</sup>  
(1/150)

4. Global data-Cardiovascular devices abdominal aortic stents graft volume US. 2015  
 5. E.J. Waasdorp et al. (2009). The association between iliac fixation and proximal stent-graft migration during EVAR follow-up: Mid-term results of 154 Talent devices. *Eur J Vasc Endovasc Surg.* 37, 681e687  
 6. Eagleton, M.J et al. (2021). Safety and effectiveness of the TREO stent graft for the endovascular treatment of abdominal aortic aneurysms. *Journal of Vascular Surgery.* 74(1), pp.114-123.  
 7. Eagleton, M.J et al. (2023). US IDE Preliminary 5Y Data, VEITH.



Discover solutions for every segment of the aorta  
[terumoaortic.com](https://www.terumoaortic.com)



LinkedIn



VuMedi



X