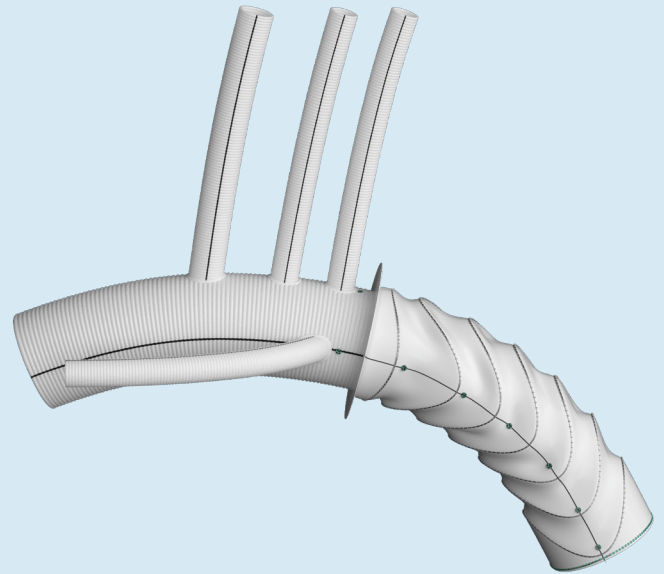


thoraflex™ hybrid

Conforming Arch
Surgery to the
Gold Standard




Designed with Care; Versatile Precision

The Thoraflex Hybrid Plexus design increases the spectrum of techniques available for surgeons to treat complex thoracic aortic diseases.¹

Surgical Confidence



Hand Sewn



100% Gelatin Sealed



Haemostatic Collar

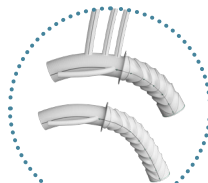
Flexible Design; Navigating the Curve



Malleable Shaft



Ring Stent Design



Versatile Solutions

Thinking ahead with Precision



Custom Designs*



Tantalum Markers



Indicated to be Extended using RelayPro[^]



WATCH ON VUMEDI

Gold Standard Thoraflex Hybrid Continues to Serve Global Clinical Community

1. Di Marco *et al.* (2014). Thoraflex Hybrid frozen elephant trunk device: the Bologna experience. *Italian Journal of Vascular and Endovascular Surgery*, 21 (3), pp117-23.

2. Shrestha *et al.* (2016). Total aortic arch replacement with a novel 4-branched frozen elephant trunk prosthesis: single-center results of the first 100 patients. *The Journal of Thoracic and Cardiovascular Surgery*, 152 (1), pp148-59.

* The availability of custom-made devices is subject to local regulatory guidelines. Caution: not available in the USA.

[^] NBS version. Subject to local regulatory approval and IFU indication

Designed with Safety; Durable and Reliable Outcomes

“Implantation of the Thoraflex Hybrid graft resulted in **excellent outcomes and beneficial aortic remodeling** during follow-up.”²

1

Single-Stage Operation Potential for the Patient³

10+

Years of Clinical data



Global Regulatory Approvals

EU (2012), US (2022), Japan (2023)

40

Size Options
Multiple configurations offer optimal outcomes to a wider patient population

100%

False Lumen Thrombosis²
(within 2 years)
at the level of the stent graft

5%



30 Day Mortality Rate⁴
(Total 9/181 patients)

100%

Successful Deployments/
Placements⁴
(181/181 Cases)

8.1%

30 day mortality rate⁴
Acute Thoracic Aortic Syndrome
(5/62 Patients)



3. Mariscalco et al. (2019). Reflection from UK Aortic Group: Frozen Elephant Trunk Technique as Optimal Solution in Type A Acute Aortic Dissection. *Seminars in Thoracic Surgery*, 31, pp686–690.
4. Results from Thoraflex Hybrid Post-Market Study (THOR) - NCT03414866 (unpublished).



Discover solutions for every segment of the aorta
[terumoortic.com](https://www.terumoortic.com)



LinkedIn



VuMedi



X